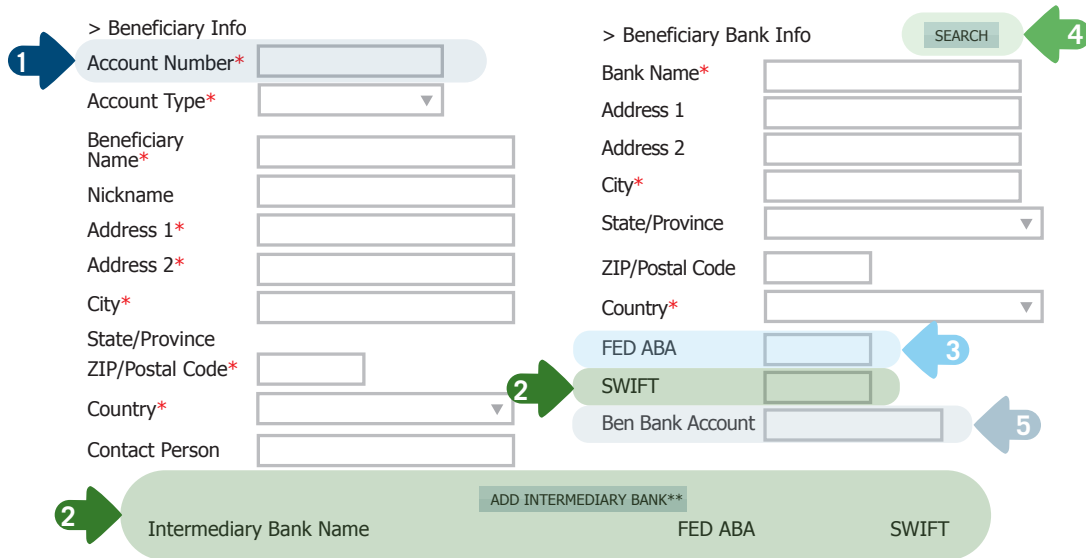


## NO DUPLICATE DATA IN ANY FIELDS



The form is divided into several sections:

- > Beneficiary Info** (Callout 1): Account Number\*, Account Type\*, Beneficiary Name\*, Nickname, Address 1\*, Address 2\*, City\*, State/Province, ZIP/Postal Code\*, Country\*, Contact Person.
- > Beneficiary Bank Info** (Callout 4): Bank Name\*, Address 1, Address 2, City\*, State/Province, ZIP/Postal Code, Country\*, FED ABA (Callout 3), SWIFT (Callout 2), Ben Bank Account (Callout 5). A SEARCH button is located at the top right.
- Intermediary Bank\*\*** (Callout 2): A section with a button labeled "ADD INTERMEDIARY BANK\*\*" and fields for Intermediary Bank Name, FED ABA, and SWIFT.
- > Reference for Beneficiary** (Callout 7): A single text input field.
- > Originator to Beneficiary Information** (Callout 6): A multi-line text area.

**Note: At least one Fed ABA number is required**

\* Indicates a required field

CANCEL SUBMIT WIRE

- 1** The Beneficiary **Account Number** field is used for the wire recipient's account number with their bank (the Beneficiary Bank).  
If an **IBAN Number** is provided for a foreign wire recipient, use that as the Account Number.
  - 2** The **SWIFT** field is to identify a foreign (non U.S.) bank.  
When a wire is going to a foreign bank, a U.S. "Intermediary" Bank must also be identified.\*
  - 3** The **FED ABA** field is used for all wires. It identifies the recipient's bank.  
All **FED ABAs** are 9 Numeric Digits long.
  - 4** When using the **Search** button, the most efficient way to search for a Bank is to use the FED ABA or SWIFT Code provided.
  - 5** Leave this field blank
  - 6** The **Originator to Beneficiary Information** field is used for any additional information to be provided to the wire recipient.
  - 7** The **Reference for Beneficiary** field is used by the Originating company only, any information listed here will not show on the wire.
- NOTE** If wiring instructions indicate a "Receiving Bank" - this is the first bank to receive funds

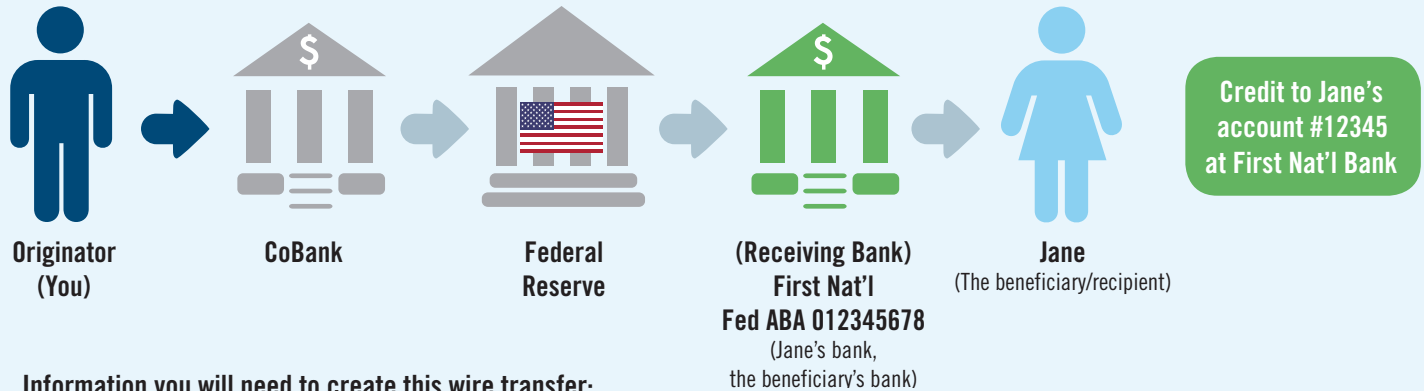
**Please Note: Any special characters outside the following will not be accepted:**

. Period	? Question Mark	! Exclamation Point	, Comma	" Quote	( Left Parenthesis	) Right Parenthesis	@ At Sign
; Semi-colon	: Colon	_ Underscore	< Less Than	> Greater Than	\$ Dollar Sign	# Pound/Number	% Percent
& Ampersand	/ Forward Slash	\ Back Slash	' Apostrophe	+ Plus	- Minus/Hyphen	= Equal	~ Tilde



## Wire transfer to a U.S. recipient, or “beneficiary”:

*Instruction: Transfer \$ from my account to Jane’s account at First National Bank*

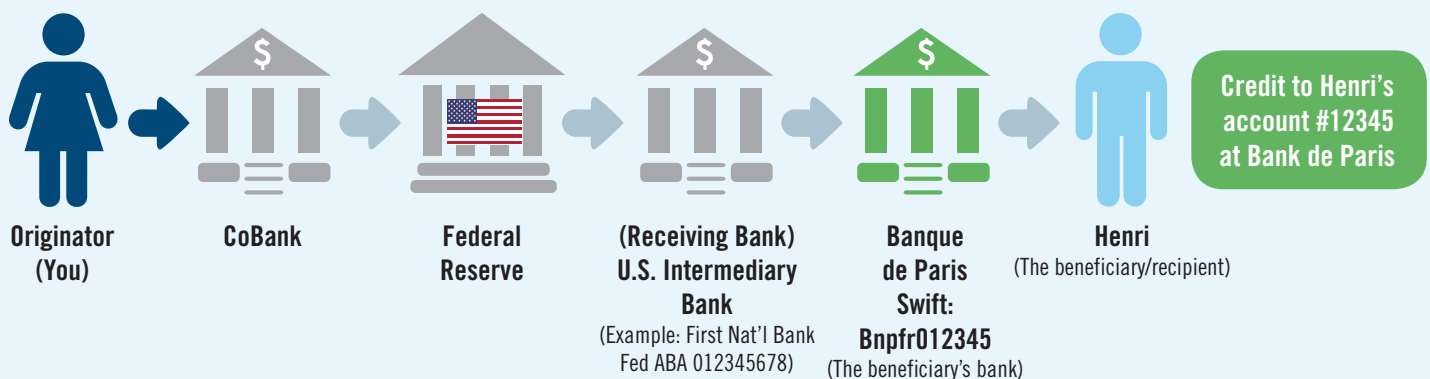


### Information you will need to create this wire transfer:

1. Jane's full name (“**Beneficiary Name**”)
2. Jane's address (“**Beneficiary Address**”)
3. The name of Jane's bank (“**Beneficiary Bank Name**”)
4. Jane's bank's Fed Wire ABA number (“**FED ABA**”)
5. Jane's account number at her bank (“**Beneficiary Account Number**”)

## Wire transfer to a foreign recipient, or “beneficiary”:

*Instruction: Transfer \$ from my account to Henri's account at Banque de Paris\**



### Information you will need to create this wire transfer:

1. Henri's full name (“**Beneficiary Name**”)
2. Henri's full physical address (“**Beneficiary Address**”)
3. The name of Henri's bank (“**Beneficiary Bank Name**”)
4. Henri's bank's **SWIFT Code**
5. Henri's bank's U.S. intermediary bank name (“**Intermediary Bank Name**”)
6. The U.S. intermediary bank's Fed Wire ABA number (“**Intermediary Bank FED ABA**”)
7. Henri's account number at his bank or Henri's IBAN number (“**Beneficiary Account Number**”)

*\*Ask your foreign recipient to provide you their full address and detailed wire instructions, including a U.S. intermediary (or “correspondent”) bank. Incorrect or missing information on a foreign wire transfer increases the chance it may be rejected during the funds transfer process.*

